



lumini Solucoes em Iluminacao LTDA  
www.lumini.com.br  
Email:laboratorio@lumini.com.br  
Tel:+55 11 3437-5555 Fax:+55 11 3437-5555  
Address:Rua Ferreira Viana, 716 - Socorro - São Paulo/SP

---

## lumini

---

LumCAT:

Luminaire: led line perfil 12V ww c lp 2.5W

LampCAT: modulo led line 5W/m 12Vdc 30K irc 90 ip65

Ballast type: led line driver 12V

Report No:

Voltage(V): 127.8500

Test No:

Current(A): 0.0410

Number of Lamps: 1

Power (W): 4.6880

Lamp flux(lm): 272.0

PF: 0.8860

Length(mm): 500

Width(mm): 30

Phm Type: C

Height(mm): 0

---

## Photometric Results

---

Lumens(lm): 154.68, Efficiency(%): 56.87% , Luminous Efficacy(lm/W): 33.00

Central intensity(cd): 50.038, Maximum intensity(cd): 55.989

Angle of maximum intensity: C=180.0  $\gamma$ =24.0

Beam angle of C180 plane : 104.72

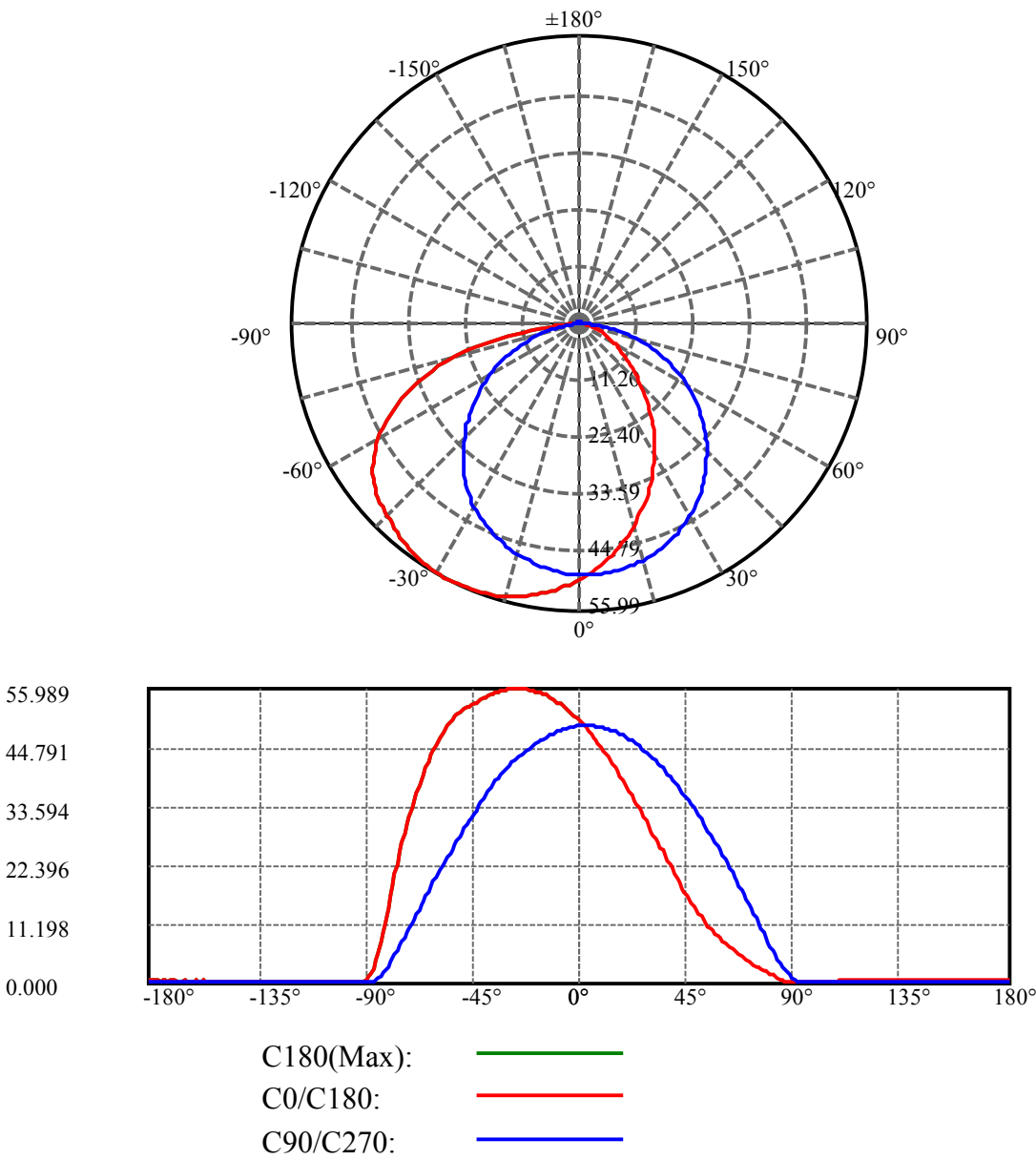
Aveage BeamAngle(IEC 61341):114.39

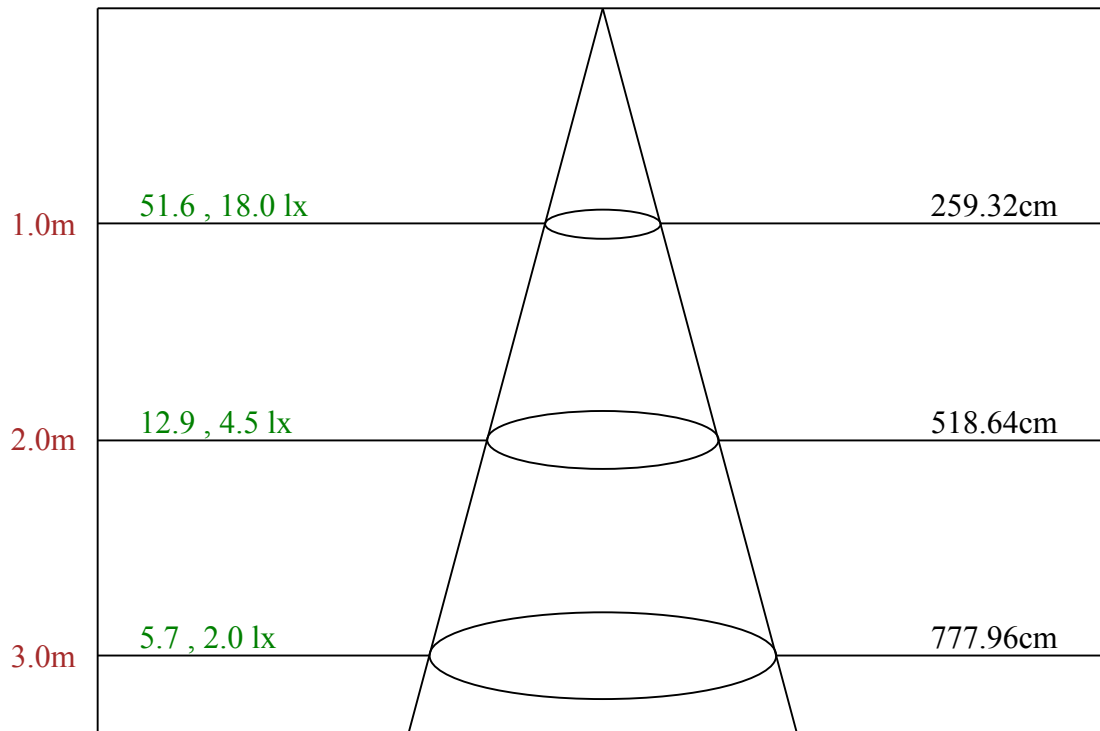
---

Equipment: equipamento lumini  
Temperature(°C): 25.5

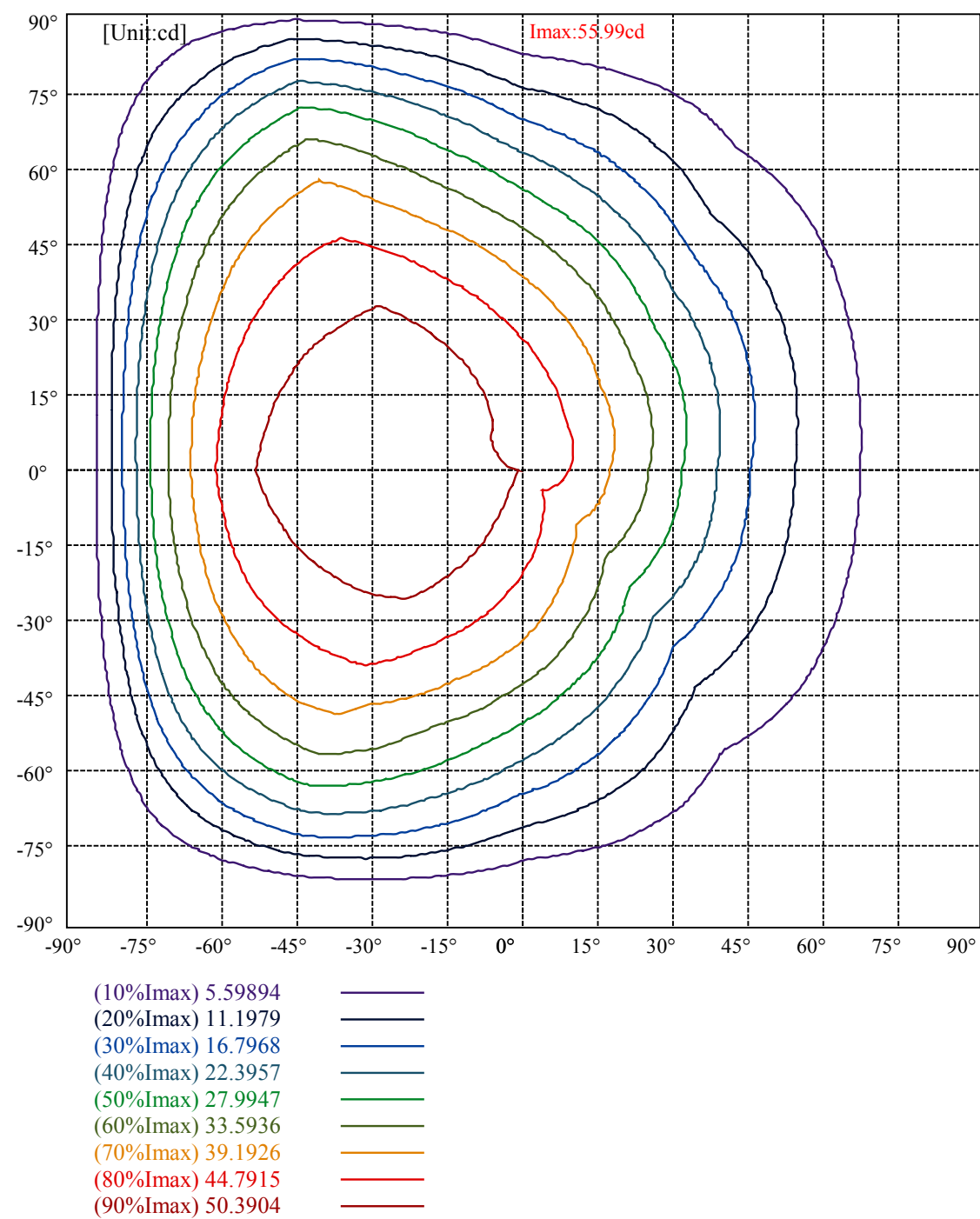
Date: 06/05/2025  
Humidity(%): 64.0%

Operator: 01  
Distance(m): 6.90





Max , Ave      Beam angle of C180 plane 104.72



## lumini

### Luminance Limiting Curve(no luminous side)

Appendix Page: 5 Total:6

Luminance Table

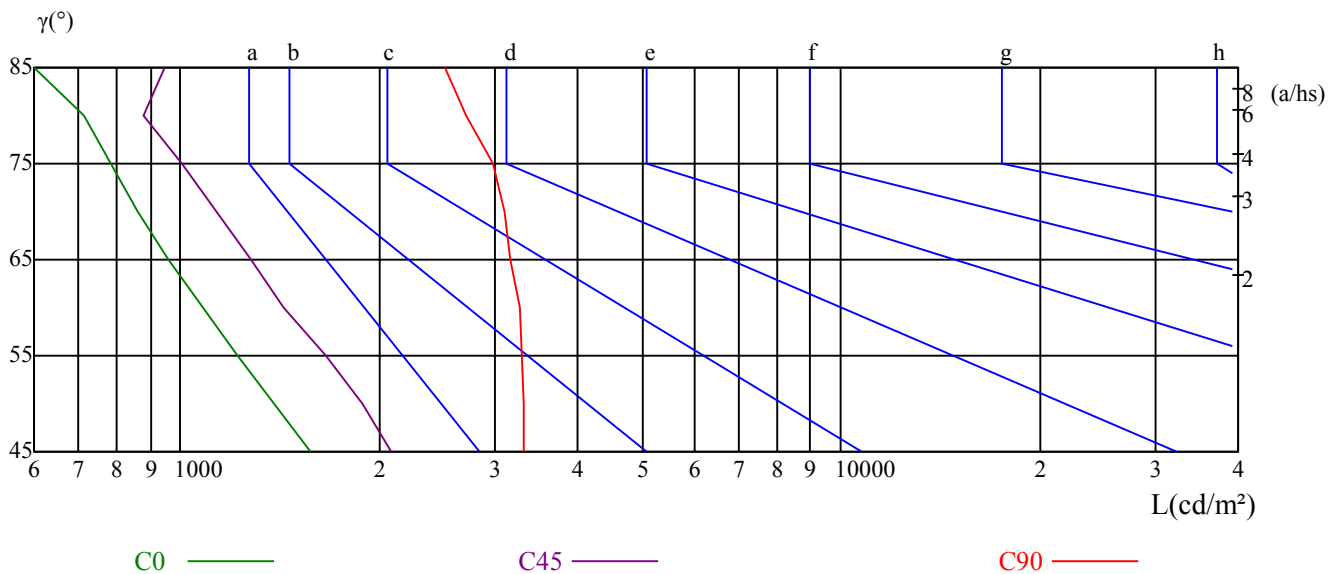
$\gamma$	45	50	55	60	65	70	75	80	85
C0	1576	1388	1217	1079	961	863	785	713	473
C45	2087	1886	1660	1435	1277	1132	1006	877	947
C90	3322	3303	3287	3263	3169	3100	2968	2705	2513

L(Hor)(65)	L(Ver)(65)	L45(65)	L(Hor)(75)	L(Ver)(75)	L45(75)	L(Hor)(85)	L(Ver)(85)	L45(85)
3609	2813	3387	3630	2416	3642	1985	1511	3423

Glare Table

Glare	Quality	Service Values Illuminance(lx)							
1.15	A	2000	1000	500	$\leq 300$				
1.5	B		2000	1000	500	$\leq 300$			
1.85	C			2000	1000	500	$\leq 300$		
2.2	D				2000	1000	500	$\leq 300$	
2.55	E					2000	1000	500	$\leq 300$
		a	b	c	d	e	f	g	h

Luminance Limiting Curve



Equipment: equipamento lumini  
Temperature( $^{\circ}\text{C}$ ): 25.5

Date: 06/05/2025  
Humidity(%): 64.0%

Operator: 01  
Distance(m): 6.90

Illumination assessment according UGR											
Rf of Ceiling	70	70	50	50	30	70	70	50	50	30	
Rf of Wall	50	30	50	30	30	50	30	50	30	30	
Rf of Floor	20	20	20	20	20	20	20	20	20	20	
Room dimensions		Viewed crosswise					Viewed endwise				
X	Y										
2H	2H	10.85	12.50	11.24	12.85	13.20	15.04	16.69	15.42	17.04	17.39
	3H	11.82	13.33	12.23	13.70	14.08	17.04	18.55	17.45	18.92	19.30
	4H	12.18	13.60	12.60	13.98	14.38	17.87	19.28	18.28	19.67	20.07
	6H	12.47	13.80	12.90	14.19	14.62	18.52	19.84	18.95	20.24	20.67
	8H	12.54	13.82	12.97	14.22	14.66	18.74	20.02	19.18	20.43	20.86
	12H	12.55	13.78	12.99	14.19	14.64	18.89	20.12	19.33	20.53	20.98
4H	2H	11.70	13.11	12.11	13.50	13.90	15.18	16.60	15.60	16.99	17.39
	3H	12.79	14.00	13.23	14.42	14.86	17.34	18.56	17.78	18.97	19.42
	4H	13.29	14.38	13.75	14.82	15.29	18.35	19.44	18.80	19.88	20.35
	6H	13.63	14.61	14.12	15.08	15.55	19.12	20.10	19.61	20.56	21.04
	8H	13.76	14.68	14.26	15.15	15.64	19.45	20.37	19.95	20.84	21.33
	12H	13.83	14.68	14.33	15.15	15.68	19.70	20.55	20.20	21.02	21.55
8H	4H	13.72	14.63	14.21	15.10	15.59	18.36	19.27	18.85	19.74	20.24
	6H	14.16	14.93	14.67	15.42	15.95	19.23	19.99	19.74	20.48	21.02
	8H	14.40	15.07	14.93	15.61	16.13	19.69	20.36	20.22	20.89	21.41
	12H	14.52	15.09	15.06	15.63	16.16	20.03	20.60	20.57	21.13	21.67
12H	4H	13.82	14.67	14.32	15.13	15.67	18.34	19.19	18.84	19.66	20.19
	6H	14.35	15.02	14.88	15.55	16.07	19.27	19.94	19.80	20.47	20.99
	8H	14.58	15.15	15.12	15.68	16.22	19.71	20.28	20.25	20.81	21.35
Variation with the observer position at spacings:											
S = 1.0H		0.2/-0.7					0.3/-0.7				
S = 1.5H		0.7/-0.6					0.8/-1.3				
S = 2.0H		1.1/-0.9					1.6/-1.6				
Standard tables:		BKBF					BK4				
Uncorrected UGR		4.6					-3.2				

依据CIE Publ. 117 计算 UGR, S/H = 0.25